

BUNGALOW

HANDCRAFTED DOORS

SERIES™



*Doors
of a Lifetime*

Simpson®

BUNGALOW

SIMPSONDOOR.COM

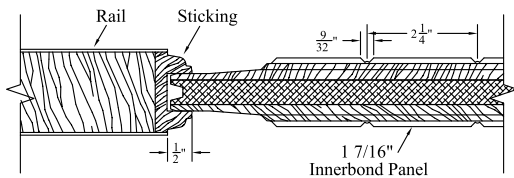
HANDCRAFTED DOORS

SERIES™




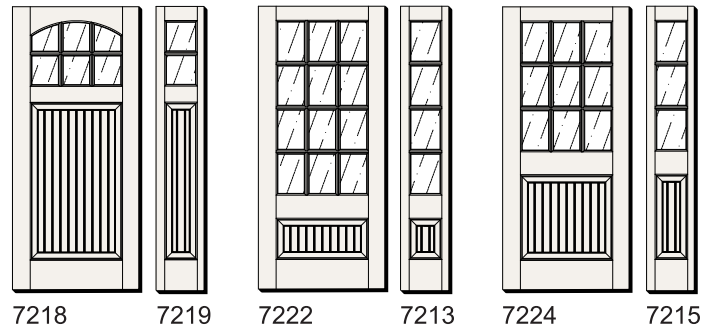

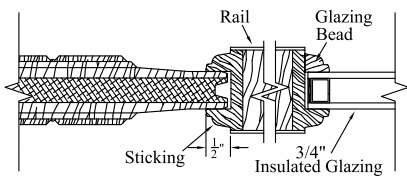
SPECIFICATIONS

- THICKNESS:** 1-3/4"
- WIDTHS:**
ViewSaver® Sash Doors 2'6", 2'8", 2'10", 3'0", 3'2", 3'4", 3'6"
Panel Doors 2'6", 2'8", 3'0", 3'2", 3'4", 3'6"
ViewSaver Sidelights 1'0", 1'2", 1'4", 1'6"
- HEIGHTS:** 6'8", 7'0", 8'0"
- PANELS:** 1-7/16" Innerbond® Beaded V-Groove Panel
- TRUE-DIVIDED LITES:** ViewSaver Technology combining 3/4" Insulated Glazing and sleek profile bar design
- STILES:** 5-1/2"
- TOP RAIL:** 4-9/16"*
- BOTTOM RAIL:** 9-3/8"*
- LOCK RAIL:** 5-1/2" or 7-1/2" depending on door design

BEADED V-GROOVE PANEL



VIEWSAVER SASH DOOR DETAIL



Simpson®

1-800-952-4057

400 Simpson Ave • McCleary, WA 98557

On cover: Bungalow 7224

©2004 Simpson Door Company. Printed in USA. Brochure and door designs covered by copyright. Simpson, Any Door, Any Species, Bungalow Series, ViewSaver and Innerbond are trademarks of Simpson. All rights reserved. Reorder #9579. May 2004.

*Sizes indicated are for 6'8" doors. See your Simpson Authorized Dealer for final sizing.