

3 Easy steps to having blinds installed in your home

Find the right blind for your VELUX skylight or roof window:

1 Determine the model and size of skylight installed by looking for the identification plate on the skylight. The tag is found in the corner shown with the red dot. You can also use the "HOW TO ORDER" button at www.VELUXUSA.com.

MODEL
Skylights (Deck Mounted and Self-Flashed):
VSE/QVE Electric ventilated skylight with chain opener
VS/QVM Ventilated skylight with scissor opener (VS) or chain operator (QVM) (several models available, take note of production code)
FS/QFS Fixed skylight (with flap FSF)
Roof Window: GPL Top hung pivoting roof window and the roof balcony GDL (prior models GHL, GGL and TPS)
Curb Skylight: FCM Curb mounted skylight

SIZE
Skylights and Roof Windows:
VSE, VS, FS, QFS, QVM, QVE, GPL, TPS SIZE DIAGRAM
(outside frame dimensions)

23"		FS/QFS QVM QVE 150						23"
27"	FS VS VSE 101(9)			FS VS VSE 601				27"
30"			FS/QFS QVM QVE 302					30"
38"	FS VS VSE TPS 104 (6)		FS VS VSE TPS 304 (1)					38"
46"	FS VS VSE TPS (64) 056	FS/QFS VS/QVM VSE/QVE 156	FS/QFS VS/QVM VSE/QVE 306	FS GPL SD06 VS VSE TPS (4) 606		QFS QVM QVE 656		46"
55"	FS VS VSE (62) 108		FS GPL M08 VS VSE TPS (2) 308					55"
70"	FS 112							70"
	15"	21"	23"	30"	44"	47"		

(Prior size code mentioned in brackets. New roof window sizes are underlined.)

2 Now you are ready to order. Use the "WHERE TO BUY" button at www.VELUXUSA.com to find the VELUX dealer nearest you, then call or visit the dealer to place your order:

Specify:	Example:
A. Model of skylight you own	A. Ventilated skylight VS
B. The size code	B. Size 106
C. The production code is needed for older VS skylights	C. Production code: 28AE10A
D. What kind of blind you want	D. Venetian blind
E. What kind of operation you want	E. Manual operation

Your VELUX dealer will provide you with
The Perfect Match
of VELUX blind for your VELUX skylight

3 Installation service is available in certain regions. Ask your local VELUX dealer, or call VELUX Solutions at 1-866-358-3589 to inquire if installation service is available in your area.

FCM SIZE DIAGRAM
(inside shaft dimensions)

21"	FCM 2222				21"
29"		FCM 3030			29"
33"	FCM 2234		FCM 3434		33"
45"	FCM 2246	FCM 3046		FCM 4646	45"
	21"	29"	33"	45"	

Rods and Controls

- Rods**
ZCT 300
\$29
6'-10' manual
- ZST 300**
\$29
6'-10' manual
(ZST 300 is only for pleated shade for curb mounted skylight)
- ZMT 300**
\$137
6'-10' motorized
- ZCT 100**
\$9
3' extension

Electrical controls:
The VSE is pre-equipped with a control system for two electrical blinds, but additional controls are available if the blind is installed on a fixed skylight or any prior skylight or roof window model:

- For one blind**
Power Supply and Keypad KES 160
\$82
- For multiple blinds**
Power Supply WLC 160
\$195
- Keypad (required) WLI 160**
\$85
- Remote (optional) WLR 160**
\$60
- Sensor Interface WLF 111**
\$210

Prices and product program effective March 1, 2003. Prices and product program subject to change without notice. Call or visit the web site for current pricing and product program.

VELUX
VELUX America Inc.
450 Old Brickyard Road
PO Box 5001
Greenwood, SC 29648-5001
Phone: 1-800-888-3589
Fax: 1-864-943-2631
Internet: <http://www.VELUXUSA.com>

VUSA-1758-0303 Printed in U.S.A. © VELUX, VELUX Logo™ VSE, Comfort, LightBlock, HeatBlock



BLINDS AND CONTROLS

VELUX® BLINDS AND CONTROLS FOR VELUX SKYLIGHTS AND ROOF WINDOWS

The Perfect Match

Improves the comfort and energy efficiency in your home.

BRINGING LIGHT TO LIFE™

DIFFUSE THE LIGHT


ADJUST THE LIGHT

BLOCK THE LIGHT

BLOCK THE HEAT

INTERIOR BLINDS

VELUX Cellular Shade NEW




Elegant and energy efficient shade softens the light in the room

- **Increases energy efficiency up to 16%** and reduces your heating costs due to the better natural climate control in your room
- **Controls the direct sun and reduces the glare** on your TV or PC screen and increases the usage and the flexibility of the great room
- **Diffuses the light** so only **13%** enters the room
- **Elegant blind with no visible cords** will fit in any room
- **Manual cellular shades available for any curb** mounted skylights in the shaft dimensions VELUX supplies
- **Manual and electric** operation are available for optimal operation comfort for all other VELUX skylights

Cellular shade manual
Cellular shade electric

Prices start at **\$95**
Prices start at **\$244**



Cellular Shade
Translucent White Color 1040

VELUX Venetian Blind




Have complete control of the light and your privacy

- **Adjusts the light** so only **11%** enters the room
- **Optimal light and glare control**, as you are able to adjust the direct light in the direction you want, in many cases without blocking the view to the outside
- **The classic and forever in fashion aluminum venetian blind** with no hanging cords and double function in the same operation unit
- **Good for humid applications** such as bathrooms and kitchens and can give you the privacy you need
- **Can increase the energy efficiency up to 12%** and reduce your heating costs due to the better natural climate control in your room
- **Manual and electric** operation are available for optimal operation comfort
- **Fits all older roof windows and skylights**, and easy to retro-fit after the skylight is installed

Venetian blind manual
Venetian blind electric

Prices start at **\$76**
Prices start at **\$202**



Venetian Blind
White with Thermo Coating Color 9150

VELUX LightBlock™ Shade




Perfect for rooms that require total room darkening

- **Blocks the light** so less than **2%** enters the room
- **Convert day into night** whenever you want in bedroom, bonus rooms or TV/entertainment rooms; the LightBlock shade excludes even the brightest sunlight
- **Fabric has an energy efficient aluminum coating** on the exterior side that acts as a heat barrier
- **Can increase the energy efficiency up to 20%** and reduce your heating costs due to the better natural climate control in your room
- **Electric operation** available for skylights and manual operation only for roof windows G – L

LightBlock shade electric

Prices start at **\$233**



LightBlock™ Shade
White with Thermo Coating Color 1025

EXTERIOR BLINDS

VELUX HeatBlock™ Awning





Reduce cooling costs and increase room comfort

- **The best possible control of the heat gain**, as the awning is installed on the exterior of the skylight and ensures the heat is blocked before it enters the room
- **Can reduce the solar heat gain up to 40%** more than the already energy efficient Comfort Glazing that comes standard with every VELUX skylight and you will save cooling costs
- **Allows view to the exterior*** due to the net cloth used in the awning
- **Not visible from the room** when the HeatBlock awning is open
- **Electric operation** available for fixed, manual venting, electric venting and curb mounted skylights; manual operation for roof windows G – L only

NEW *For curb mounted skylights, the awning is light blocking and does not give any view to the exterior (Black - Color 5080).

HeatBlock awning electric

Prices start at **\$284**



HeatBlock™ Awning
Charcoal net cloth Color 5060/Black solid cloth Color 5080*

Prices effective March 1, 2003. Subject to change without notice. Call or visit the web site for current pricing.