

PICTURE MOULD Profiles

Builders Guide to Custom Moulding & Millwork 1.2

Sec. 14

Profiles at a glance in order by height.

Profile No.	Th (thickness)	x	H	Page
PI-16	7/8"	x	1-1/4"	1
PI-4	11/16"	x	1-1/2"	1
PI-21	11/16"	x	1-9/16"	1
PI-24	3/4"	x	1-3/4"	1
PI-11	1/2"	x	1-3/4"	1
PI-1	11/16"	x	1-3/4"	1
PI-7	13/16"	x	1-3/4"	1
PI-15	15/16"	x	1-3/4"	1
PI-26	7/8"	x	1-3/4"	1
PI-19	5/8"	x	1-7/8"	2
PI-10	3/4"	x	1-7/8"	2
PI-14	13/16"	x	2-1/8"	2
PI-22	3/4"	x	2-1/4"	2
PI-13	3/4"	x	2-1/4"	2
PI-2	7/8"	x	2-1/4"	2
PI-9	7/8"	x	2-1/4"	2
PI-17	5/8"	x	2-5/16"	2
PI-5	11/16"	x	2-3/8"	2
PI-3	3/4"	x	2-3/8"	3
PI-25	3/4"	x	2-7/16"	3
PI-8	3/4"	x	2-7/16"	3
PI-6	7/8"	x	2-1/2"	3
PI-18	3/4"	x	2-1/2"	3

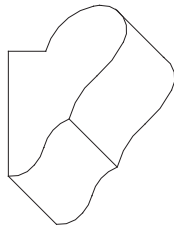
Request your own custom profile.

Call today!
1-847-465-8101

ASH-PI-16

7/8" - Thickness

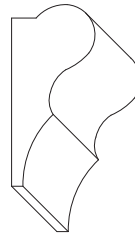
1-1/4" - Height



ASH-PI-4

11/16" - Thickness

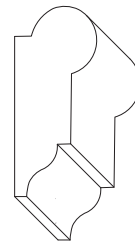
1-1/2" - Height



ASH-PI-21

11/16" - Thickness

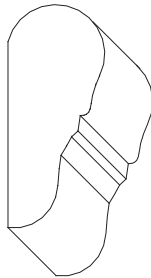
1-9/16" - Height



ASH-PI-24

3/4" - Thickness

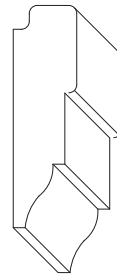
1-3/4" - Height



ASH-PI-11

1/2" - Thickness

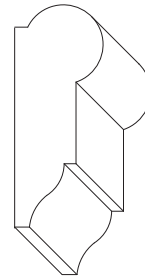
1-3/4" - Height



ASH-PI-1

11/16" - Thickness

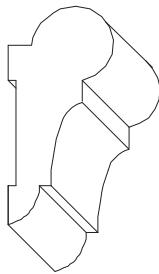
1-3/4" - Height



ASH-PI-7

13/16" - Thickness

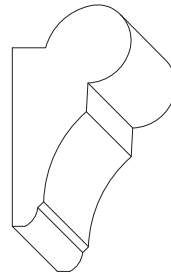
1-3/4" - Height



ASH-PI-15

15/16" - Thickness

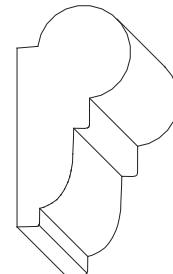
1-3/4" - Height



ASH-PI-26

7/8" - Thickness

1-3/4" - Height



*Profile Thicknesses, Heights and/or Widths may be modified.

Ashland Millwork
The finishing touch.™

5 Messner Drive
Wheeling, IL 60090
Tel: 1-847-465-8101 Fax: 1-847-465-8102
Email: sales@ashlandmillwork.com Web: www.ashlandmillwork.com

Job Name: _____
Architect/Builder: _____
Wood Species: _____ Qty: _____ LF.
Profile No.: _____

Sec. 14 - 1

Drawings are NOT actual size.
Scaled drawings to size are available upon request.