

ROSETTE Profiles

Builders Guide to Custom Moulding & Millwork 1.0

Sec. 17

Profiles at a glance in order by height.

Profile No.	Th (thickness)	x	H	Page
RO-1	1-1/8"	x	4-1/2"	1
RO-2	1"	x	5"	1
RO-3	1-9/16"	x	6-7/8"	2
RO-4	1-1/8"	x	7-5/8"	2

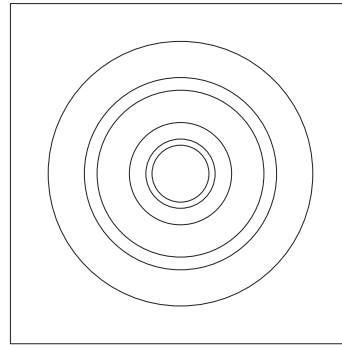
Request your own custom profile.

Call today!
1-847-869-8669

ASH-RO-1

1-1/8" - Thickness

4-1/2" - Height

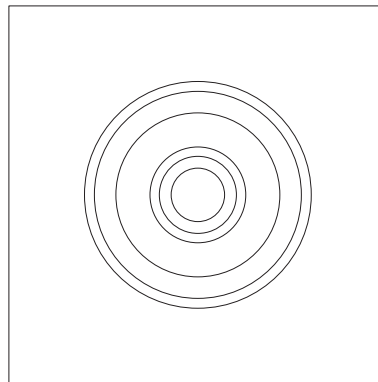


3-1/2" - Diameter

ASH-RO-2

1" - Thickness

5" - Height



3" - Diameter

Drawings are **NOT** actual size.
Scaled drawings to size are available upon request.

Ashland Millwork
The finishing touch.™

2143 Ashland Avenue
Evanston, Illinois 60201
Tel: 1-847-869-8669 Fax: 1-847-869-8744
Email: sales@ashlandmillwork.com Web: www.ashlandmillwork.com

*Profile Thicknesses, Heights, Widths, and/or Diameters may be modified.

Job Name: _____
Architect/Builder: _____
Wood Species: _____ Qty: _____ LF.
Profile No.: _____

Sec. 17 - 1

ROSETTE Profiles

Builders Guide to Custom Moulding & Millwork 1.0

Sec. 17

Profiles at a glance in order by height.

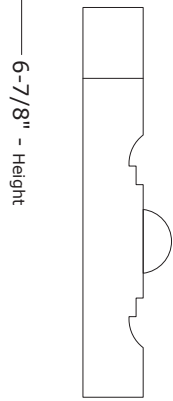
Profile No.	Th (thickness)	x	H	Page
RO-1	1-1/8"	x	4-1/2"	1
RO-2	1"	x	5"	1
RO-3	1-9/16"	x	6-7/8"	2
RO-4	1-1/8"	x	7-5/8"	2

Request your own custom profile.

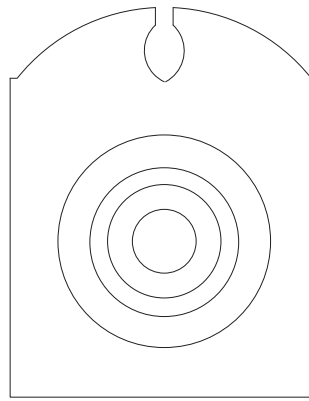
Call today!
1-847-869-8669

ASH-RO-3

1-9/16" - Thickness



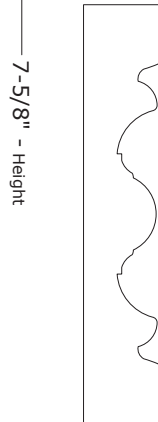
6-7/8" - Height



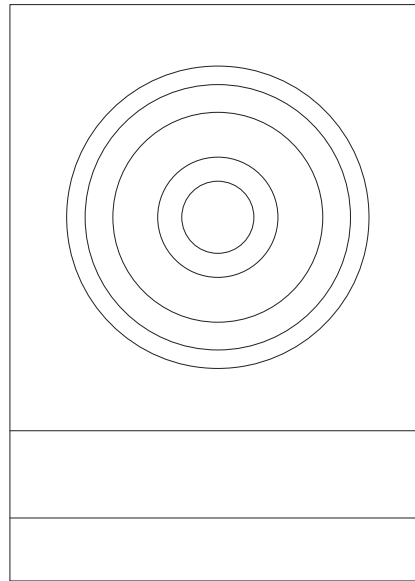
3-3/4" - Diameter

ASH-RO-4

1-1/8" - Thickness



7-5/8" - Height



4" - Diameter

Drawings are **NOT** actual size.
Scaled drawings to size are available upon request.

Ashland Millwork
The finishing touch.™

2143 Ashland Avenue
Evanston, Illinois 60201
Tel: 1-847-869-8669 Fax: 1-847-869-8744
Email: sales@ashlandmillwork.com Web: www.ashlandmillwork.com

*Profile Thicknesses, Heights, Widths, and/or Diameters may be modified.

Job Name: _____
Architect/Builder: _____
Wood Species: _____ Qty: _____ LF.
Profile No.: _____

Sec. 17 - 2