

## Sec. 19

Profiles at a glance in order by Thickness.

Profile No.	Th (thickness)	x	W	Page
ST-13	3/4"	<input type="checkbox"/>	<input type="checkbox"/>	1
ST-6	7/8"	<input type="checkbox"/>	<input type="checkbox"/>	1
ST-15	15/16"	<input type="checkbox"/>	<input type="checkbox"/>	1
ST-14	1"	<input type="checkbox"/>	<input type="checkbox"/>	1
ST-18	1"	<input type="checkbox"/>	<input type="checkbox"/>	1
ST-1	1-1/16"	<input type="checkbox"/>	<input type="checkbox"/>	1
ST-3	1-1/16"	<input type="checkbox"/>	<input type="checkbox"/>	1
ST-4	1-1/16"	<input type="checkbox"/>	<input type="checkbox"/>	1
ST-7	1-1/16"	<input type="checkbox"/>	<input type="checkbox"/>	2
ST-9	1-1/16"	<input type="checkbox"/>	<input type="checkbox"/>	2
ST-11	1-1/16"	<input type="checkbox"/>	<input type="checkbox"/>	2
ST-21	1-1/8"	<input type="checkbox"/>	<input type="checkbox"/>	2
ST-2	1-1/8"	<input type="checkbox"/>	<input type="checkbox"/>	2
ST-8	1-1/8"	<input type="checkbox"/>	<input type="checkbox"/>	2
ST-17	1-1/8"	<input type="checkbox"/>	<input type="checkbox"/>	2
ST-19	1-3/16"	<input type="checkbox"/>	<input type="checkbox"/>	2
ST-20	1-1/4"	<input type="checkbox"/>	<input type="checkbox"/>	3
ST-5	1-1/4"	<input type="checkbox"/>	<input type="checkbox"/>	3
ST-10	1-1/4"	<input type="checkbox"/>	<input type="checkbox"/>	3
ST-12	1-1/4"	<input type="checkbox"/>	<input type="checkbox"/>	3
ST-16	1-1/4"	<input type="checkbox"/>	<input type="checkbox"/>	3


Request your own custom profile.

**Call today!**  
**1-847-465-8101**

### ASH-ST-7

Modifiable - Width


1-1/16" - Thickness



### ASH-ST-9

Modifiable - Width


1-1/16" - Thickness



### ASH-ST-11

Modifiable - Width


1-1/16" - Thickness



### ASH-ST-21

Modifiable - Width


1-1/8" - Thickness



### ASH-ST-2

Modifiable - Width


1-1/8" - Thickness



### ASH-ST-8

Modifiable - Width


1-1/8" - Thickness



### ASH-ST-17

Modifiable - Width

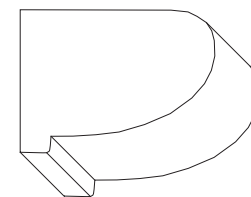
1-1/8" - Thickness



### ASH-ST-19

Modifiable - Width

1-3/16" - Thickness



Drawings are NOT actual size.  
Scaled drawings to size available upon request.

**Ashland Millwork**  
The finishing touch.™

5 Messner Drive  
Wheeling, IL 60090  
Tel: 1-847-465-8101 Fax: 1-847-465-8102  
Email: sales@ashlandmillwork.com Web: www.ashlandmillwork.com

\*Profile Thicknesses, Widths and/or Widths may be modified.

Job Name: \_\_\_\_\_  
Architect/Builder: \_\_\_\_\_  
Wood Species: \_\_\_\_\_ Qty: \_\_\_\_\_ LF.  
Profile No.: \_\_\_\_\_

**Sec. 19 - 2**