

# APRON Profiles

Builders Guide to Custom Moulding & Millwork 1.2

## Sec. 1

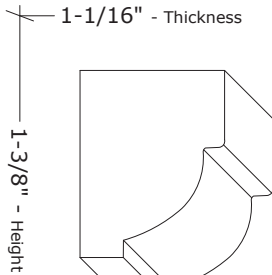
Profiles at a glance in order by height.

Profile No.	Th (thickness)	x	H	Page
AP-19	1-1/16"	x	1-3/8"	1
AP-22	11/16"	x	1-5/8"	1
AP-4	1/2"	x	1-7/8"	1
AP-16	13/16"	x	1-15/16"	1
AP-23	7/8"	x	2-1/16"	1
AP-20	1-1/16"	x	2-1/4"	1
AP-17	15/16"	x	2-1/2"	1
AP-13	3/4"	x	2-1/2"	1
AP-14	13/16"	x	2-9/16"	1
AP-11	5/8"	x	2-3/4"	2
AP-12	5/8"	x	2-3/4"	2
AP-30	1/2"	x	2-3/4"	2
AP-5	5/8"	x	2-7/8"	2
AP-15	3/4"	x	2-15/16"	2
AP-32	3/4"	x	3"	2
AP-21	13/16"	x	3-1/16"	2
AP-1	13/16"	x	3-3/16"	2
AP-28	1/2"	x	3-1/4"	2
AP-25	5/8"	x	3-1/4"	3
AP-24	3/4"	x	3-3/8"	3
AP-29	3/4"	x	3-3/8"	3
AP-2	13/16"	x	3-7/16"	3
AP-7	11/16"	x	3-1/2"	3
AP-18	13/16"	x	3-1/2"	3
AP-10	3/4"	x	3-1/2"	3
AP-6	3/4"	x	3-1/2"	3
AP-27	3/4"	x	3-1/2"	3
AP-31	5/8"	x	3-1/2"	4
AP-26	3/4"	x	3-3/4"	4
AP-3	3/4"	x	4"	4
AP-9	3/4"	x	4-1/2"	4
AP-8	7/8"	x	4-15/16"	4

Request your own custom profile.

**Call today!**  
**1-847-465-8101**

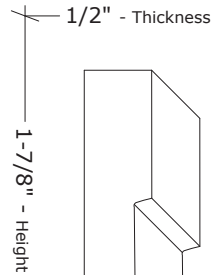
### ASH-AP-19



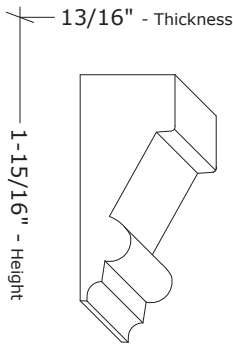
### ASH-AP-22



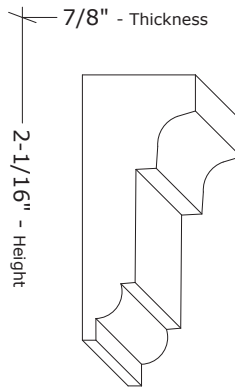
### ASH-AP-4



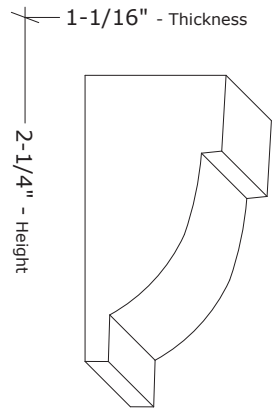
### ASH-AP-16



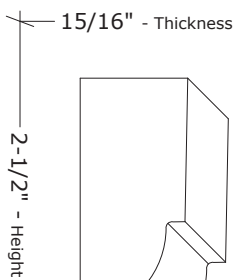
### ASH-AP-23



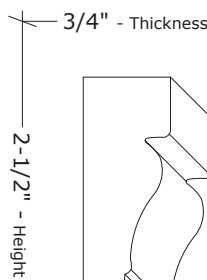
### ASH-AP-20



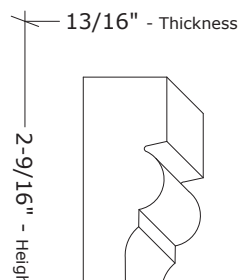
### ASH-AP-17



### ASH-AP-13



### ASH-AP-14



\*Profile Thicknesses, Heights and/or Widths may be modified.

**Ashland Millwork**  
The finishing touch.™

5 Messner Drive  
Wheeling, IL 60090  
Tel: 1-847-465-8101 Fax: 1-847-465-8102  
Email: sales@ashlandmillwork.com Web: www.ashlandmillwork.com

Job Name: \_\_\_\_\_  
Architect/Builder: \_\_\_\_\_  
Wood Species: \_\_\_\_\_ Qty: \_\_\_\_\_ LF.  
Profile No.: \_\_\_\_\_

**Sec. 1- 1**

Drawings are NOT actual size.  
Scaled drawings to size are available upon request.