

APRON Profiles

Builders Guide to Custom Moulding & Millwork 1.2

APRON Sec. 1

Profiles at a glance in order by height.

Profile No.	Th (thickness)	x	H	Page
AP-19	1-1/6"	x	1-3/8"	1
AP-22	11/16"	x	1-5/8"	1
AP-4	1/2"	x	1-7/8"	1
AP-16	13/16"	x	1-15/16"	1
AP-23	7/8"	x	2-1/16"	1
AP-20	1-1/16"	x	2-1/4"	1
AP-17	15/16"	x	2-1/2"	1
AP-13	3/4"	x	2-1/2"	1
AP-14	13/16"	x	2-9/16"	1
AP-11	5/8"	x	2-3/4"	2
AP-12	5/8"	x	2-3/4"	2
AP-30	1/2"	x	2-3/4"	2
AP-5	5/8"	x	2-7/8"	2
AP-15	3/4"	x	2-15/16"	2
AP-32	3/4"	x	3"	2
AP-21	13/16"	x	3-1/16"	2
AP-1	13/16"	x	3-3/16"	2
AP-28	1/2"	x	3-1/4"	2
AP-25	5/8"	x	3-1/4"	3
AP-24	3/4"	x	3-3/8"	3
AP-29	3/4"	x	3-3/8"	3
AP-2	13/16"	x	3-7/16"	3
AP-7	11/16"	x	3-1/2"	3
AP-18	13/16"	x	3-1/2"	3
AP-10	3/4"	x	3-1/2"	3
AP-6	3/4"	x	3-1/2"	3
AP-27	3/4"	x	3-1/2"	3
AP-31	5/8"	x	3-1/2"	4
AP-26	3/4"	x	3-3/4"	4
AP-3	3/4"	x	4"	4
AP-9	3/4"	x	4-1/2"	4
AP-8	7/8"	x	4-15/16"	4

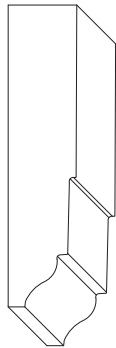
Request your own custom profile.

Call today!
1-847-465-8101

ASH-AP-11

5/8" - Thickness

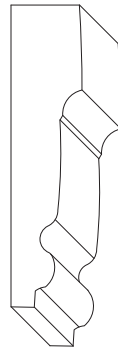
2-3/4" - Height



ASH-AP-12

5/8" - Thickness

2-3/4" - Height



ASH-AP-30

1/2" - Thickness


2-3/4" - Height



ASH-AP-5

5/8" - Thickness

2-7/8" - Height



ASH-AP-15

3/4" - Thickness

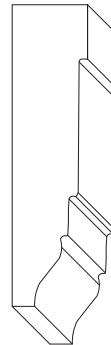
2-15/16" - Height



ASH-AP-32

3/4" - Thickness

3" - Height



ASH-AP-21

13/16" - Thickness

3-1/16" - Height



ASH-AP-1

13/16" - Thickness

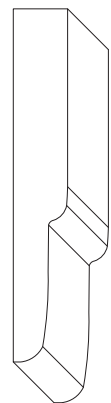
3-3/16" - Height



ASH-AP-28

1/2" - Thickness

3-1/4" - Height



*Profile Thicknesses, Heights and/or Widths may be modified.

Ashland Millwork
The finishing touch.™

5 Messner Drive
Wheeling, IL 60090
Tel: 1-847-465-8101 Fax: 1-847-465-8102
Email: sales@ashlandmillwork.com Web: www.ashlandmillwork.com

Job Name: _____
Architect/Builder: _____
Wood Species: _____ Qty: _____ LF.
Profile No.: _____

Sec. 1 - 2

Drawings are NOT actual size.
Scaled drawings to size are available upon request.