

BACK BAND Profiles

Builders Guide to Custom Moulding & Millwork 1.2

Sec. 2

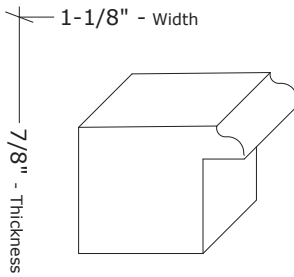
Profiles at a glance in order by Width.

Profile No.	Th (thickness)	x	W	Page
BB-38	1-3/16"	x	5/8"	1
BB-04	1-1/16"	x	3/4"	1
BB-24	7/8"	x	7/8"	1
BB-37	1"	x	7/8"	1
BB-18	11/16"	x	15/16"	1
BB-05	1"	x	1"	1
BB-06	1"	x	1"	1
BB-43	1"	x	1"	1
BB-50	1-5/16"	x	1"	1
BB-13	15/16"	x	1-1/6"	1
BB-31	13/16"	x	1-1/8"	1
BB-29	7/8"	x	1-1/8"	1
BB-30	7/8"	x	1-1/8"	2
BB-35	7/8"	x	1-1/8"	2
BB-32	1"	x	1-1/8"	2
BB-14	1-1/16"	x	1-1/8"	2
BB-51	15/16"	x	1-1/8"	2
BB-42	1-1/2"	x	1-3/16"	2
BB-01	13/16"	x	1-3/16"	2
BB-34	7/8"	x	1-3/16"	2
BB-28	15/16"	x	1-3/16"	2
BB-36	15/16"	x	1-3/16"	2
BB-02	1"	x	1-3/16"	2
BB-17	1-1/16"	x	1-3/16"	2
BB-12	1-1/8"	x	1-3/16"	3
BB-39	7/8"	x	1-1/4"	3
BB-44	1"	x	1-1/4"	3
BB-03	1-1/16"	x	1-1/4"	3
BB-09	1-1/8"	x	1-1/4"	3
BB-33	1-1/4"	x	1-1/4"	3
BB-41	15/16"	x	1-5/16"	3
BB-46	1-1/4"	x	1-5/16"	3
BB-40	3/4"	x	1-1/2"	3
BB-22	1-1/4"	x	1-1/2"	3
BB-08	1-3/8"	x	1-1/2"	3
BB-21	1-1/2"	x	1-5/8"	3
BB-47	1-1/2"	x	1-5/8"	4
BB-48	1-1/8"	x	1-5/8"	4
BB-52	1-7/16"	x	1-5/8"	4
BB-15	1-1/8"	x	1-3/4"	4
BB-16	1-5/16"	x	1-3/4"	4
BB-07	1-1/2"	x	1-7/8"	4
BB-20	1-1/2"	x	1-7/8"	4
BB-26	1-1/2"	x	1-7/8"	4
BB-25	1-7/8"	x	2"	4
BB-49	1-11/16"	x	2"	4
BB-27	1-1/2"	x	2-1/4"	4
BB-10	1-9/16"	x	2-1/4"	4
BB-11	1-1/2"	x	2-5/16"	5
BB-19	1-3/4"	x	2-3/8"	5

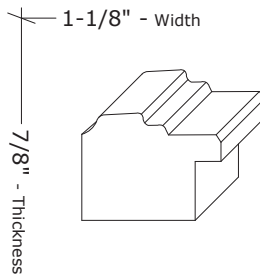
Request your own custom profile.

Call today!
1-847-465-8101

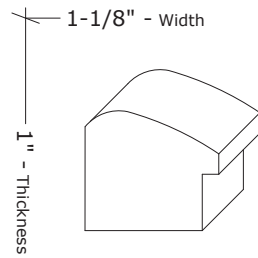
ASH-BB-30



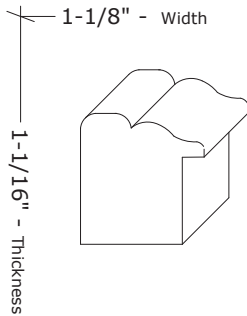
ASH-BB-35



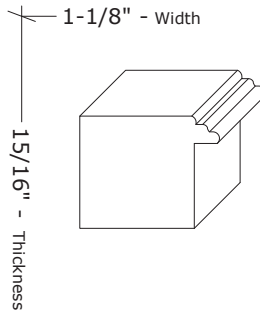
ASH-BB-32



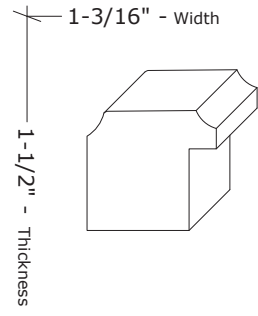
ASH-BB-14



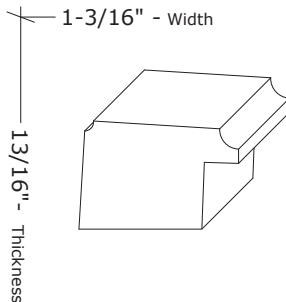
ASH-BB-51



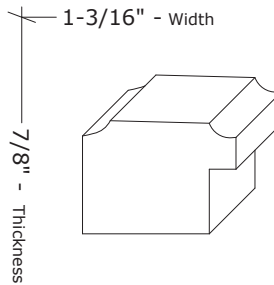
ASH-BB-42



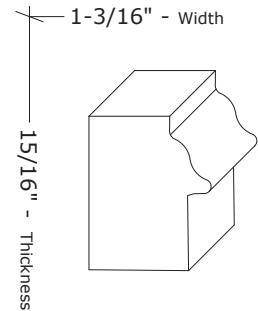
ASH-BB-01



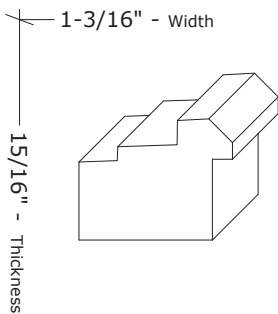
ASH-BB-34



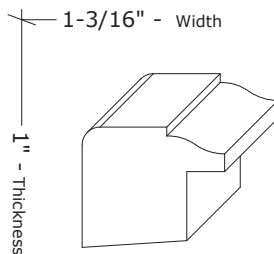
ASH-BB-28



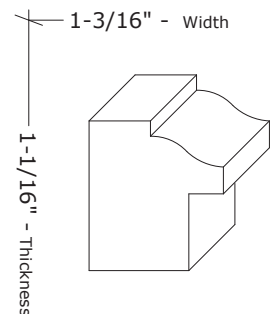
ASH-BB-36



ASH-BB-02



ASH-BB-17



Drawings are NOT actual size. Scaled drawings to size are available upon request.

*Profile Thicknesses, Heights and/or Widths may be modified.

Ashland Millwork
The finishing touch.™

5 Messner Drive
Wheeling, IL 60090
Tel: 1-847-465-8101 Fax: 1-847-465-8102
Email: sales@ashlandmillwork.com Web: www.ashlandmillwork.com

Job Name: _____
Architect/Builder: _____
Wood Species: _____ Qty: _____ LF.
Profile No.: _____

Sec. 2 - 2