

Sec. 3

Profiles at a glance in order by height.

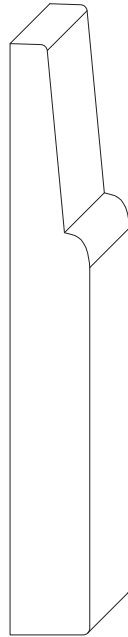
Profile No.	Th (thickness)	x	H	Page
BA-95	3/4"	x	7"	16
BA-109	5/8"	x	7"	16
BA-79	5/8"	x	7"	16
BA-54	7/8"	x	7"	16
BA-33	11/16"	x	7-3/16"	16
BA-25	13/16"	x	7-3/16"	16
BA-41	3/4"	x	7-3/16"	17
BA-131	5/8"	x	7-1/4"	17
BA-123	3/4"	x	7-1/4"	17
BA-125	13/16"	x	7-1/4"	17
BA-126	3/4"	x	7-1/4"	17
BA-127	3/4"	x	7-1/4"	17
BA-130	3/4"	x	7-1/4"	18
BA-132	3/4"	x	7-1/4"	18
BA-135	3/4"	x	7-1/4"	18
BA-136	3/4"	x	7-1/4"	18
BA-137	3/4"	x	7-1/4"	18
BA-2	11/16"	x	7-1/4"	18
BA-5	7/8"	x	7-1/4"	19
BA-32	13/16"	x	7-3/8"	19
BA-40	13/16"	x	7-3/8"	19
BA-3	3/4"	x	7-3/8"	19
BA-30	7/8"	x	7-3/8"	19
BA-142	5/8"	x	7-3/8"	19
BA-99	1"	x	7-1/2"	20
BA-121	3/4"	x	7-1/2"	20
BA-98	3/4"	x	7-1/2"	20
BA-4	5/8"	x	7-1/2"	20
BA-100	7/8"	x	7-1/2"	20
BA-102	7/8"	x	7-1/2"	20
BA-27	7/8"	x	7-1/2"	21
BA-97	7/8"	x	7-1/2"	21
BA-149	13/16"	x	7-5/8"	21
BA-106	7/8"	x	7-3/4"	21
BA-52	7/8"	x	7-3/4"	21
BA-83	3/4"	x	8"	21
BA-147	3/4"	x	8-3/16"	22
BA-24	13/16"	x	9-5/8"	22

*SEE previous page for more BASE Profile sizes.

ASH-BA-151

3/4" - Thickness


5-9/16" - Height



ASH-BA-146

11/16" - Thickness

5-5/8" - Height



ASH-BA-21

13/16" Thickness


5-5/8" - Height



ASH-BA-35

13/16" Thickness

5-5/8" - Height



ASH-BA-29

5/8" - Thickness


5-5/8" - Height



ASH-BA-84

5/8" - Thickness

5-5/8" - Height



*Profile Thicknesses, Heights and/or Widths may be modified.

Ashland Millwork[®]

The finishing touch.[™]

5 Messner Drive
 Wheeling, IL 60090
 Tel: 1-847-465-8101 Fax: 1-847-465-8102
 Email: sales@ashlandmillwork.com Web: www.ashlandmillwork.com

Job Name: _____
 Architect/Builder: _____
 Wood Species: _____ Qty: _____ LF.
 Profile No.: _____

Sec. 3 - 10

Drawings are NOT actual size.
 Scaled drawings to size available upon request.