

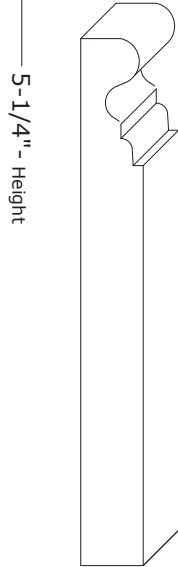
Sec. 3

Profiles at a glance in order by height.

Profile No.	Th (thickness)	x	H	Page
BA-91	3/4"	x	3"	1
BA-94	3/4"	x	3"	1
BA-129	3/4"	x	3-13/16"	1
BA-150	3/4"	x	3-1/2"	1
BA-12	3/4"	x	3-15/16"	1
BA-59	1/2"	x	4"	1
BA-103	3/4"	x	4"	2
BA-11	3/4"	x	4"	2
BA-92	3/4"	x	4"	2
BA-115	5/8"	x	4"	2
BA-140	5/8"	x	4"	2
BA-7	1/2"	x	4-1/4"	2
BA-120	3/4"	x	4-1/4"	3
BA-38	3/4"	x	4-1/4"	3
BA-6	5/8"	x	4-1/4"	3
BA-96	5/8"	x	4-1/4"	3
BA-119	1/2"	x	4-1/2"	3
BA-9	3/4"	x	4-1/2"	3
BA-10	5/8"	x	4-1/2"	4
BA-108	5/8"	x	4-1/2"	4
BA-8	5/8"	x	4-1/2"	4
BA-139	11/16"	x	4-9/16"	4
BA-37	11/16"	x	4-3/4"	4
BA-124	3/4"	x	4-3/4"	4
BA-148	15/16"	x	4-7/8"	5
BA-20	9/16"	x	4-15/16"	5
BA-112	3/4"	x	5"	5
BA-63	3/4"	x	5"	5
BA-14	9/16"	x	5"	5
BA-128	3/4"	x	5-1/8"	5
BA-69	5/8"	x	5-1/8"	6
BA-89	3/4"	x	5-3/16"	6
BA-133	3/4"	x	5-1/4"	6
BA-23	11/16"	x	5-1/4"	6
BA-113	3/4"	x	5-1/4"	6
BA-48	3/4"	x	5-1/4"	6
BA-77	5/8"	x	5-1/4"	7
BA-17	9/16"	x	5-1/4"	7
BA-43	11/16"	x	5-7/16"	7
BA-28	5/8"	x	5-7/16"	7
BA-64	1/2"	x	5-1/2"	7
BA-36	3/4"	x	5-1/2"	7
BA-145	3/4"	x	5-1/2"	8
BA-104	3/4"	x	5-1/2"	8
BA-36	3/4"	x	5-1/2"	8
BA-45	3/4"	x	5-1/2"	8
BA-56	3/4"	x	5-1/2"	8
BA-141	3/4"	x	5-1/2"	8
BA-15	5/8"	x	5-1/2"	9
BA-16	5/8"	x	5-1/2"	9
BA-49	5/8"	x	5-1/2"	9
BA-59A	5/8"	x	5-1/2"	9
BA-86	5/8"	x	5-1/2"	9
BA-144	5/8"	x	5-1/2"	9
BA-151	3/4"	x	5-9/16"	10
BA-146	11/16"	x	5-5/8"	10
BA-21	13/16"	x	5-5/8"	10
BA-35	13/16"	x	5-5/8"	10
BA-29	5/8"	x	5-5/8"	10
BA-84	5/8"	x	5-5/8"	10
BA-19	13/16"	x	5-3/4"	11
BA-74	3/4"	x	5-3/4"	11
BA-13	9/16"	x	5-3/4"	11
BA-22	11/16"	x	5-13/16"	11
BA-152	13/16"	x	5-7/8"	11
BA-134	3/4"	x	6"	11
BA-68	1-1/4"	x	6"	12
BA-122	3/4"	x	6"	12
BA-31	3/4"	x	6"	12
BA-57	3/4"	x	6"	12
BA-66	3/4"	x	6"	12
BA-85	3/4"	x	6"	12
BA-93	3/4"	x	6"	13
BA-44	5/8"	x	6"	13
BA-70	5/8"	x	6"	13
BA-143	1-1/8"	x	6-1/6"	13
BA-76	3/4"	x	6-1/4"	13
BA-101	1/2"	x	6-3/8"	13
BA-34	3/4"	x	6-1/2"	14
BA-55	3/4"	x	6-1/2"	14
BA-88	7/8"	x	6-1/2"	14
BA-18	3/4"	x	6-5/8"	14
BA-26	13/16"	x	6-7/8"	14
BA-1	3/4"	x	6-7/8"	14
BA-110	7/8"	x	6-15/16"	15
BA-60	1"	x	7"	15
BA-42	11/16"	x	7"	15
BA-105	3/4"	x	7"	15
BA-107	3/4"	x	7"	15
BA-65	3/4"	x	7"	15

ASH-BA-77


5/8" Thickness



5-1/4" - Height

ASH-BA-17

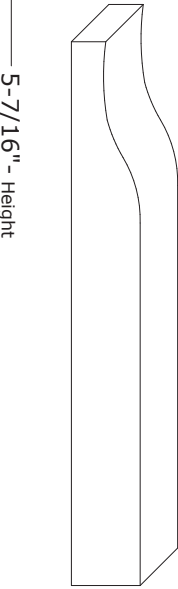
9/16" - Thickness



5-1/4" - Height

ASH-BA-43


11/16" Thickness



5-7/16" - Height

ASH-BA-28


5/8" - Thickness



5-7/16" - Height

ASH-BA-64

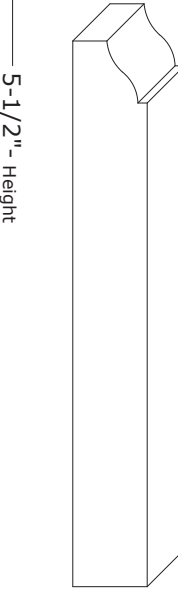
1/2" - Thickness



5-1/2" - Height

ASH-BA-36

3/4" - Thickness



5-1/2" - Height

*SEE next page for more BASE Profile sizes.

Drawings are NOT actual size. Scaled drawings to size are available upon request.

Ashland Millwork®

The finishing touch.™

5 Messner Drive
 Wheeling, IL 60090
 Tel: 1-847-465-8101 Fax: 1-847-465-8102
 Email: sales@ashlandmillwork.com Web: www.ashlandmillwork.com

*Profile Thicknesses, Heights and/or Widths may be modified.

Job Name: _____
 Architect/Builder: _____
 Wood Species: _____ Qty: _____ LF.
 Profile No.: _____

Sec. 3 - 7