

BASE CAP Profiles

Builders Guide to Custom Moulding & Millwork 1.2

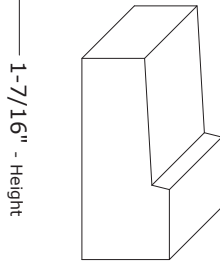
Sec. 4

Profiles at a glance in order by Height.

Profile No.	Th (thickness)	x	H □	Page
BBC-96□	7/16"□	x□	3/4"□	1
BC-15□	3/4"□	x□	13/16"□	1
BC-95□	13/16"□	x□	15/15"□	1
BC-16□	5/8"□	x□	1"□	1
BC-93□	11/16"□	x□	1-1/16"□	1
BC-54□	13/16"□	x□	1-1/8"□	1
BC-87□	13/16"□	x□	1-1/8"□	1
BC-29□	3/4"□	x□	1-1/8"□	1
BC-55□	5/8"□	x□	1-1/8"□	1
BC-28□	3/4"□	x□	1-3/16"□	1
BC-88□	3/4"□	x□	1-3/16"□	1
BC-50□	11/16"□	x□	1-1/4"□	1
BC-94□	15/16"□	x□	1-1/4"□	2
BC-39□	9/16"□	x□	1-1/4"□	2
BC-128□	11/16"□	x□	1-5/16"□	2
BC-81□	1-5/16"□	x□	1-5/16"□	2
BC-22□	11/16"□	x□	1-5/16"□	2
BC-17□	3/4"□	x□	1-5/16"□	2
BC-129□	9/16"□	x□	1-3/8"□	2
BC-107□	7/8"□	x□	1-3/8"□	2
BC-125□	3/4"□	x□	1-3/8"□	2
BC-90□	1/2"□	x□	1-7/16"□	2
BC-35□	11/16"□	x□	1-7/16"□	2
BC-40□	3/4"□	x□	1-7/16"□	2
BC-21□	5/8"□	x□	1-7/16"□	3
BC-25□	5/8"□	x□	1-7/16"□	3
BC-146□	3/4"□	x□	1-1/2"□	3
BC-12□	1/2"□	x□	1-1/2"□	3
BC-82□	1/2"□	x□	1-1/2"□	3
BC-85□	11/16"□	x□	1-1/2"□	3
BC-32□	3/4"□	x□	1-1/2"□	3
BC-9□	3/4"□	x□	1-1/2"□	3
BC-98□	3/4"□	x□	1-1/2"□	3
BC-92□	5/8"□	x□	1-1/2"□	3
BC-133□	3/4"□	x□	1-9/16"□	3
BC-102□	3/4"□	x□	1-9/16"□	3
BC-84□	3/4"□	x□	1-9/16"□	4
BC-24□	5/8"□	x□	1-9/16"□	4
BC-144□	3/4"□	x□	1-5/8"□	4
BC-135□	13/16"□	x□	1-5/8"□	4
BC-126□	3/4"□	x□	1-5/8"□	4
BC-97□	1-5/16"□	x□	1-5/8"□	4
BC-11□	1/2"□	x□	1-5/8"□	4
BC-27□	13/16"□	x□	1-5/8"□	4
BC-86□	13/16"□	x□	1-5/8"□	4
BC-91□	13/16"□	x□	1-5/8"□	4
BC-1□	3/4"□	x□	1-5/8"□	4
BC-105□	3/4"□	x□	1-5/8"□	4
BC-10□	7/8"□	x□	1-5/8"□	5
BC-101□	7/8"□	x□	1-5/8"□	5
BC-124□	11/16"□	x□	1-5/8"□	5
BC-136□	1-1/8"□	x□	1-11/16"□	5
BC-134□	5/8"□	x□	1-11/16"□	5
BC-79□	11/16"□	x□	1-11/16"□	5
BC-73□	5/8"□	x□	1-11/16"□	5
BC-37□	7/8"□	x□	1-11/16"□	5
BC-38□	9/16"□	x□	1-11/16"□	5
BC-138□	13/16"□	x□	1-3/4"□	5
BC-127□	13/16"□	x□	1-3/4"□	5
BC-72□	11/16"□	x□	1-3/4"□	5
BC-66□	3/4"□	x□	1-3/4"□	6
BC-6□	5/8"□	x□	1-3/4"□	6
BC-131□	11/16"□	x□	1-13/16"□	6
BC-30□	13/16"□	x□	1-13/16"□	6
BC-89□	5/8"□	x□	1-13/16"□	6
BC-141□	9/16"□	x□	1-7/8"□	6
BC-109□	1"□	x□	1-7/8"□	6
BC-33□	1-5/16"□	x□	1-7/8"□	6
BC-31□	3/4"□	x□	1-7/8"□	6
BC-36□	3/4"□	x□	1-7/8"□	6
BC-2□	7/8"□	x□	1-7/8"□	6
BA-132□	3/4"□	x□	1-15/16"□	6
BC-23□	3/4"□	x□	1-15/16"□	7
BC-53□	3/4"□	x□	1-15/16"□	7
BC-18□	7/16"□	x□	1-15/16"□	7
BC-142□	5/8"□	x□	2"□	7
BC-78□	11/16"□	x□	2"□	7
BC-60□	13/16"□	x□	2"□	7
BC-13□	3/4"□	x□	2"□	7
BC-75□	3/4"□	x□	2"□	7
BC-83□	9/16"□	x□	2"□	7
BC-122□	9/16"□	x□	2"□	7
BC-51□	5/8"□	x□	2-1/16"□	7
BC-110□	1"□	x□	2-1/8"□	7
BC-69□	3/4"□	x□	2-1/8"□	8
BC-74□	3/4"□	x□	2-1/8"□	8
BC-4□	7/8"□	x□	2-1/8"□	8
BC-147□	5/8"□	x□	2-3/16"□	8
BC-108□	3/4"□	x□	2-3/16"□	8
BC-41□	3/4"□	x□	2-3/16"□	8
BC-61□	3/4"□	x□	2-3/16"□	8

ASH-BC-21

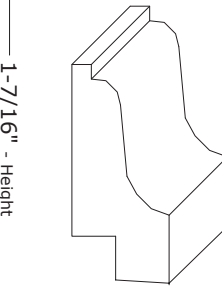
5/8" - Thickness



1-7/16" - Height

ASH-BC-25

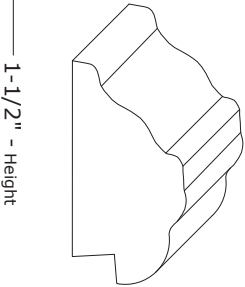
5/8" - Thickness



1-7/16" - Height

ASH-BC-146

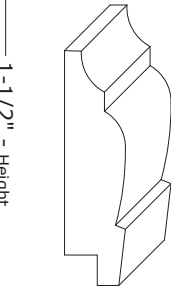
3/4" - Thickness



1-1/2" - Height

ASH-BC-12

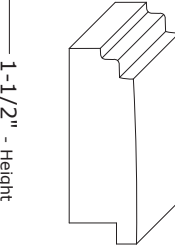
1/2" - Thickness



1-1/2" - Height

ASH-BC-82

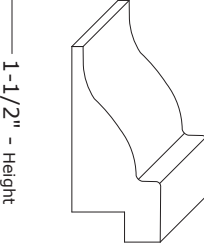
1/2" - Thickness



1-1/2" - Height

ASH-BC-85

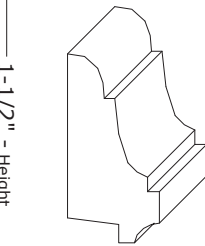
11/16" - Thickness



1-1/2" - Height

ASH-BC-32

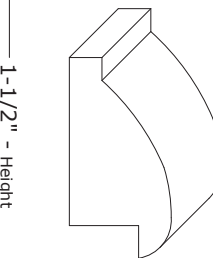
3/4" - Thickness



1-1/2" - Height

ASH-BC-9

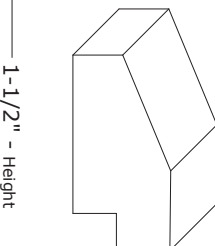
3/4" - Thickness



1-1/2" - Height

ASH-BC-98

3/4" - Thickness



1-1/2" - Height

ASH-BC-92

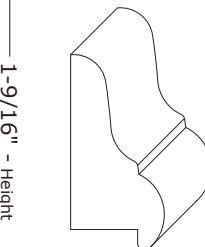
5/8" - Thickness



1-1/2" - Height

ASH-BC-133

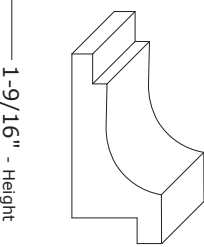
3/4" - Thickness



1-9/16" - Height

ASH-BC-102

3/4" - Thickness



1-9/16" - Height

*SEE next page for more BASE CAP sizes.

Drawings are NOT actual size. Scaled drawings to size are available upon request.

Ashland Millwork
The finishing touch.™

5 Messner Drive
Wheeling, IL 60090
Tel: 1-847-465-8101 Fax: 1-847-465-8102
Email: sales@ashlandmillwork.com Web: www.ashlandmillwork.com

*Profile Thicknesses, Heights and/or Thickness may be modified.

Job Name: _____
Architect/Builder: _____
Wood Species: _____ Qty: _____ LF.
Profile No.: _____

Sec. 4 - 3