

BASE CAP Profiles

Builders Guide to Custom Moulding & Millwork 1.2

Sec. 4

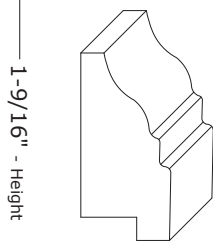
Profiles at a glance in order by Height.

Profile No.	Th (thickness)	x	H	Page
BBC-96	7/16"	x	3/4"	1
BC-15	3/4"	x	13/16"	1
BC-95	13/16"	x	15/15"	1
BC-16	5/8"	x	1"	1
BC-93	11/16"	x	1-1/16"	1
BC-54	13/16"	x	1-1/8"	1
BC-87	13/16"	x	1-1/8"	1
BC-29	3/4"	x	1-1/8"	1
BC-55	5/8"	x	1-1/8"	1
BC-28	3/4"	x	1-3/16"	1
BC-88	3/4"	x	1-3/16"	1
BC-50	11/16"	x	1-1/4"	1
BC-94	15/16"	x	1-1/4"	2
BC-39	9/16"	x	1-1/4"	2
BC-128	11/16"	x	1-5/16"	2
BC-81	1-5/16"	x	1-5/16"	2
BC-22	11/16"	x	1-5/16"	2
BC-17	3/4"	x	1-5/16"	2
BC-129	9/16"	x	1-3/8"	2
BC-107	7/8"	x	1-3/8"	2
BC-125	3/4"	x	1-3/8"	2
BC-90	1/2"	x	1-7/16"	2
BC-35	11/16"	x	1-7/16"	2
BC-40	3/4"	x	1-7/16"	2
BC-21	5/8"	x	1-7/16"	3
BC-25	5/8"	x	1-7/16"	3
BC-146	3/4"	x	1-1/2"	3
BC-12	1/2"	x	1-1/2"	3
BC-82	1/2"	x	1-1/2"	3
BC-85	11/16"	x	1-1/2"	3
BC-32	3/4"	x	1-1/2"	3
BC-9	3/4"	x	1-1/2"	3
BC-98	3/4"	x	1-1/2"	3
BC-92	5/8"	x	1-1/2"	3
BC-133	3/4"	x	1-9/16"	3
BC-102	3/4"	x	1-9/16"	3
BC-84	3/4"	x	1-9/16"	4
BC-24	5/8"	x	1-9/16"	4
BC-144	3/4"	x	1-5/8"	4
BC-135	13/16"	x	1-5/8"	4
BC-126	3/4"	x	1-5/8"	4
BC-97	1-5/16"	x	1-5/8"	4
BC-11	1/2"	x	1-5/8"	4
BC-27	13/16"	x	1-5/8"	4
BC-86	13/16"	x	1-5/8"	4
BC-91	13/16"	x	1-5/8"	4
BC-1	3/4"	x	1-5/8"	4
BC-105	3/4"	x	1-5/8"	4
BC-10	7/8"	x	1-5/8"	5
BC-101	7/8"	x	1-5/8"	5
BC-124	11/16"	x	1-5/8"	5
BC-136	1-1/8"	x	1-11/16"	5
BC-134	5/8"	x	1-11/16"	5
BC-79	11/16"	x	1-11/16"	5
BC-73	5/8"	x	1-11/16"	5
BC-37	7/8"	x	1-11/16"	5
BC-38	9/16"	x	1-11/16"	5
BC-138	13/16"	x	1-3/4"	5
BC-127	13/16"	x	1-3/4"	5
BC-72	11/16"	x	1-3/4"	5
BC-66	3/4"	x	1-3/4"	6
BC-6	5/8"	x	1-3/4"	6
BC-131	11/16"	x	1-13/16"	6
BC-30	13/16"	x	1-13/16"	6
BC-89	5/8"	x	1-13/16"	6
BC-141	9/16"	x	1-7/8"	6
BC-109	1"	x	1-7/8"	6
BC-33	1-5/16"	x	1-7/8"	6
BC-31	3/4"	x	1-7/8"	6
BC-36	3/4"	x	1-7/8"	6
BC-2	7/8"	x	1-7/8"	6
BA-132	3/4"	x	1-15/16"	6
BC-23	3/4"	x	1-15/16"	7
BC-53	3/4"	x	1-15/16"	7
BC-18	7/16"	x	1-15/16"	7
BC-142	5/8"	x	2"	7
BC-78	11/16"	x	2"	7
BC-60	13/16"	x	2"	7
BC-13	3/4"	x	2"	7
BC-75	3/4"	x	2"	7
BC-83	9/16"	x	2"	7
BC-122	9/16"	x	2"	7
BC-51	5/8"	x	2-1/16"	7
BC-110	1"	x	2-1/8"	7
BC-69	3/4"	x	2-1/8"	8
BC-74	3/4"	x	2-1/8"	8
BC-4	7/8"	x	2-1/8"	8
BC-147	5/8"	x	2-3/16"	8
BC-108	3/4"	x	2-3/16"	8
BC-41	3/4"	x	2-3/16"	8
BC-61	3/4"	x	2-3/16"	8

*SEE next page for more BASE CAP sizes.

ASH-BC-84

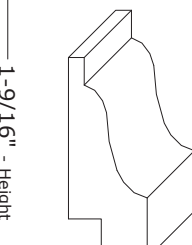
3/4" - Thickness



1-9/16" - Height

ASH-BC-24

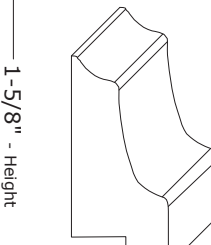
5/8" - Thickness



1-9/16" - Height

ASH-BC-144

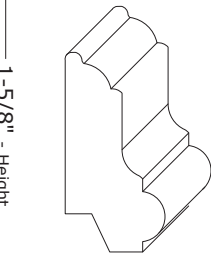
3/4" - Thickness



1-5/8" - Height

ASH-BC-135

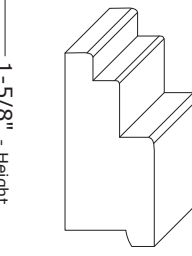
13/16" - Thickness



1-5/8" - Height

ASH-BC-126

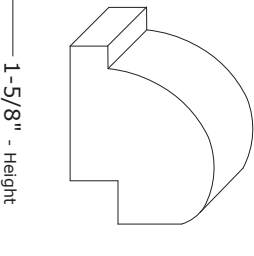
3/4" - Thickness



1-5/8" - Height

ASH-BC-97

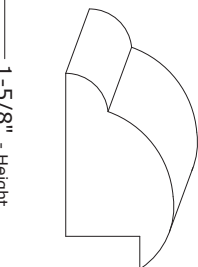
1-5/16" - Thickness



1-5/8" - Height

ASH-BC-11

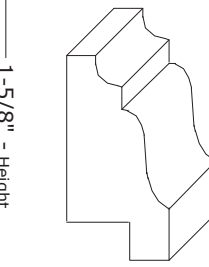
1/2" - Thickness



1-5/8" - Height

ASH-BC-27

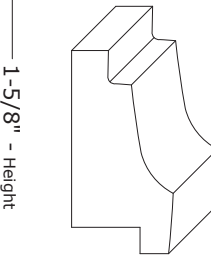
13/16" - Thickness



1-5/8" - Height

ASH-BC-86

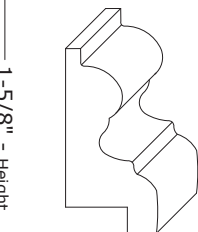
13/16" - Thickness



1-5/8" - Height

ASH-BC-91

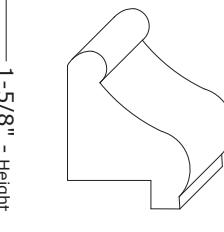
13/16" - Thickness



1-5/8" - Height

ASH-BC-1

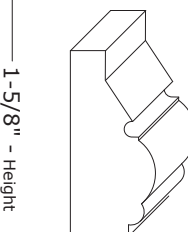
3/4" - Thickness



1-5/8" - Height

ASH-BC-105

3/4" - Thickness



1-5/8" - Height

Drawings are NOT actual size. Scaled drawings to size are available upon request.

*Profile Thicknesses, Heights and/or Thickness may be modified.

Ashland Millwork
The finishing touch.™

5 Messner Drive
Wheeling, IL 60090
Tel: 1-847-465-8101 Fax: 1-847-465-8102
Email: sales@ashlandmillwork.com Web: www.ashlandmillwork.com

Job Name: _____
Architect/Builder: _____
Wood Species: _____ Qty: _____ LF.
Profile No.: _____

Sec. 4 - 4