


Sec. 9


Profiles at a glance in order by Height.

Profile No.	Th (thickness)	x	H	Page
CR-47	15/16"	x	3-7/8"	15
CR-92	1"	x	3-7/8"	15
CR-126	7/8"	x	3-7/8"	15
CR-182	7/8"	x	4"	16
CR-29	13/16"	x	4"	16
CR-48	13/16"	x	4"	16
CR-62	13/16"	x	4"	17
CR-90	1-1/4"	x	4"	17
CR-52	5/8"	x	4-1/16"	17
CR-72	13/16"	x	4-1/16"	18
CR-139	1-1/8"	x	4-1/8"	18
CR-164	1-1/4"	x	4-1/8"	18
CR-173	3/4"	x	4-1/8"	19
CR-87	13/16"	x	4-1/8"	19
CR-94	7/8"	x	4-1/8"	19
CR-74	7/8"	x	4-3/16"	20
CR-89	1-1/8"	x	4-1/4"	20
CR-154	3/4"	x	4-1/4"	20
CR-70	3/4"	x	4-1/4"	21
CR-171	13/16"	x	4-1/4"	21
CR-66	15/16"	x	4-3/8"	21
CR-24	3/4"	x	4-3/8"	22
CR-79	1-1/2"	x	4-3/8"	22
CR-98	7/8"	x	4-3/8"	22
CR-75	7/8"	x	4-7/16"	23
CR-86	7/8"	x	4-7/16"	23
CR-156	15/16"	x	4-1/2"	23
CR-163	1-3/8"	x	4-1/2"	24
CR-176	11/16"	x	4-1/2"	24
CR-185	1-3/4"	x	4-1/2"	24
CR-19	13/16"	x	4-1/2"	25
CR-112	7/8"	x	4-1/2"	25
CR-102	3/4"	x	4-9/16"	25
CR-146	13/16"	x	4-5/8"	26
CR-25	11/16"	x	4-5/8"	26
CR-49	3/4"	x	4-5/8"	26
CR-78	7/8"	x	4-5/8"	27
CR-13	15/16"	x	4-11/16"	27
CR-103	15/16"	x	4-3/4"	27
CR-127	1-1/8"	x	4-3/4"	28
CR-3	11/16"	x	4-7/8"	28
CR-4	3/4"	x	4-7/8"	28
CR-60	13/16"	x	4-7/8"	29
CR-101	3/4"	x	4-7/8"	29
CR-23	11/16"	x	4-15/16"	29
CR-162	13/16"	x	5"	30
CR-111	7/8"	x	5"	30
CR-9	7/8"	x	5-3/16"	30
CR-152	1"	x	5-3/16"	31
CR-192	7/8"	x	5-3/16"	31
CR-151	3/4"	x	5-1/4"	31
CR-22	13/16"	x	5-1/4"	32
CR-18	3/4"	x	5-5/16"	32
CR-61	1"	x	5-5/16"	32
CR-155	13/16"	x	5-3/8"	33
CR-159	1-9/16"	x	5-3/8"	33
CR-73	11/16"	x	5-7/16"	33
CR-148	7/8"	x	5-1/2"	34
CR-157	3/4"	x	5-1/2"	34
CR-174	3/4"	x	5-1/2"	34
CR-80	1"	x	5-9/16"	35
CR-85	1-3/16"	x	5-5/8"	35
CR-77	7/8"	x	5-11/16"	35
CR-143	1"	x	5-11/16"	36
CR-7	13/16"	x	5-3/4"	36
CR-14	1-1/8"	x	5-3/4"	36
CR-141	1-1/4"	x	5-7/8"	37
CR-150	1"	x	5-7/8"	37
CR-183	13/16"	x	5-7/8"	37
CR-6	1"	x	5-15/16"	38
CR-166	1-1/8"	x	6"	38
CR-170	1-1/16"	x	6"	38
CR-180	1-3/8"	x	6"	39
CR-76	1-1/4"	x	6"	39
CR-1	13/16"	x	6-1/16"	39
CR-95	1-1/4"	x	6-3/16"	40
CR-81	1-1/16"	x	6-1/4"	40
CR-100	7/8"	x	6-7/16"	40
CR-104	7/8"	x	6-9/16"	41
CR-105	7/8"	x	6-9/16"	41
CR-71	7/8"	x	6-13/16"	41
CR-5	7/8"	x	6-7/8"	42
CR-15	1-3/8"	x	6-15/16"	42
CR-97	1"	x	6-7/8"	42
CR-96	1-1/8"	x	6-15/16"	43
CR-169	13/16"	x	6-15/16"	43
CR-99	1-1/8"	x	7-1/8"	43
CR-167	1-1/6"	x	7-1/4"	44
CR-8	1-1/8"	x	7-1/4"	44
CR-179	1"	x	7-5/16"	44
CR-178	1"	x	7-9/16"	45
CR-186	1-11/16"	x	8-1/16"	45
CR-2	1-13/16"	x	8-1/8"	45
CR-168	1-1/8"	x	8-1/2"	46



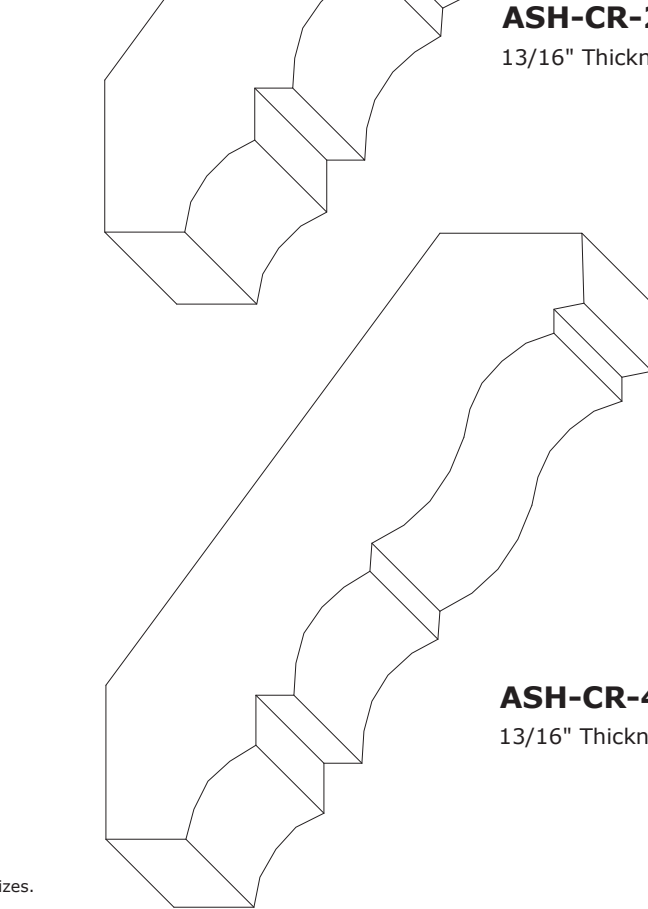
ASH-CR-182

7/8" Thickness x 4" Height



ASH-CR-29

13/16" Thickness x 4" Height



ASH-CR-48

13/16" Thickness x 4" Height

*See previous page for more CROWN sizes.

Ashland Millwork
The finishing touch.™

5 Messner Drive
Wheeling, IL 60090
Tel: 1-847-465-8101 Fax: 1-847-465-8102
Email: sales@ashlandmillwork.com Web: www.ashlandmillwork.com

*Profile Thicknesses, Heights and/or Widths may be modified.

Job Name: _____
Architect/Builder: _____
Wood Species: _____ Qty: _____ LF.
Profile No.: _____