

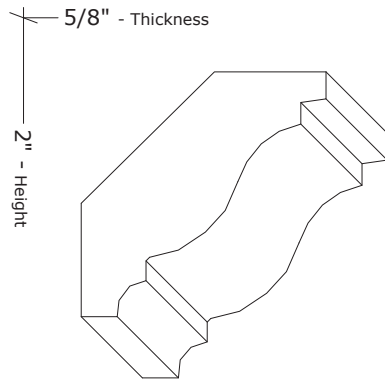
Sec. 9

Profiles at a glance in order by Height.

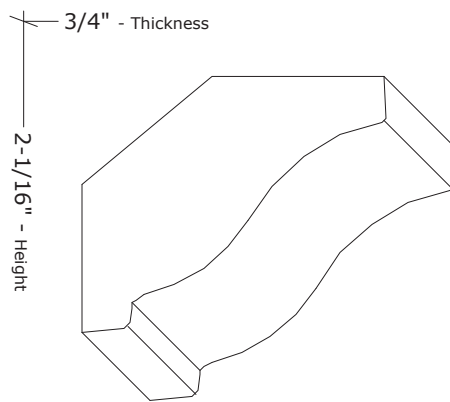
Profile No.	Th (thickness)	x	H	Page
CR-35	3/4"	x	3/4"	1
CR-36	3/4"	x	3/4"	1
CR-12	5/16"	x	15/16"	1
CR-140	7/8"	x	15/16"	1
CR-34	7/8"	x	1-1/8"	1
CR-165	1/2"	x	1-3/8"	1
CR-42	1-1/8"	x	1-9/16"	1
CR-118	5/8"	x	1-5/8"	1
CR-41	1-1/8"	x	1-11/16"	1
CR-11	1/2"	x	1-3/4"	2
CR-53	1-1/16"	x	1-3/4"	2
CR-40	1"	x	1-13/16"	2
CR-122	5/8"	x	1-13/16"	2
CR-142	7/8"	x	1-7/8"	2
CR-64	1-15/16"	x	1-7/8"	2
CR-175	5/8"	x	1-15/16"	2
CR-190	3/4"	x	2"	2
CR-37	1-11/16"	x	2"	2
CR-125	5/8"	x	2"	3
CR-82	2-1/16"	x	2-1/16"	3
CR-107	3/4"	x	2-1/16"	3
CR-121	5/8"	x	2-1/16"	3
CR-132	3/4"	x	2-1/8"	3
CR-117	3/4"	x	2-3/16"	3
CR-145	5/8"	x	2-3/16"	4
CR-188	3/4"	x	2-1/4"	4
CR-189	11/16"	x	2-1/4"	4
CR-44	11/16"	x	2-1/4"	4
CR-83	11/16"	x	2-1/4"	4
CR-84	1"	x	2-1/4"	4
CR-109	3/4"	x	2-1/4"	5
CR-110	3/4"	x	2-1/4"	5
CR-39	1-7/16"	x	2-3/8"	5
CR-38	11/16"	x	2-3/8"	5
CR-17	5/8"	x	2-7/16"	5
CR-30	9/16"	x	2-7/16"	5
CR-32	1-7/8"	x	2-7/16"	6
CR-123	5/8"	x	2-7/16"	6
CR-31	1-7/8"	x	2-1/2"	6
CR-129	3/4"	x	2-1/2"	6
CR-30B	1-3/4"	x	2-1/2"	6
CR-138	13/16"	x	2-1/2"	6
CR-45	13/16"	x	2-9/16"	7
CR-119	3/4"	x	2-9/16"	7
CR-120	3/4"	x	2-9/16"	7
CR-124	3/4"	x	2-5/8"	7
CR-43	3/4"	x	2-11/16"	7
CR-91	1-1/16"	x	2-3/4"	7
CR-115	3/4"	x	2-3/4"	8
CR-131	3/4"	x	2-3/4"	8
CR-16	1-1/4"	x	2-13/16"	8
CR-20	3/4"	x	2-13/16"	8
CR-160	3/4"	x	2-7/8"	8
CR-114	7/8"	x	2-7/8"	8
CR-134	7/8"	x	2-7/8"	9
CR-108	3/4"	x	2-15/16"	9
CR-181	13/16"	x	3"	9
CR-191	3/4"	x	3"	9
CR-65	5/8"	x	3"	9
CR-149	3/4"	x	3-1/16"	9
CR-68	5/8"	x	3-1/8"	10
CR-136	7/8"	x	3-3/16"	10
CR-21	3/4"	x	3-1/4"	10
CR-50	9/16"	x	3-1/4"	10
CR-106	3/4"	x	3-1/4"	10
CR-116	3/4"	x	3-1/4"	10
CR-93	7/8"	x	3-5/16"	11
CR-128	3/4"	x	3-5/16"	11
CR-161	3/4"	x	3-5/16"	11
CR-137	3/4"	x	3-3/8"	11
CR-51	7/8"	x	3-3/8"	11
CR-28	11/16"	x	3-7/16"	11
CR-187	7/8"	x	3-7/16"	12
CR-144	3/4"	x	3-1/2"	12
CR-172	3/4"	x	3-1/2"	12
CR-177	3/4"	x	3-1/2"	12
CR-10	7/8"	x	3-1/2"	12
CR-113	13/16"	x	3-1/2"	12
CR-135	7/8"	x	3-1/2"	13
CR-27	11/16"	x	3-9/16"	13
CR-67	3/4"	x	3-9/16"	13
CR-130	7/8"	x	3-9/16"	13
CR-184	3/4"	x	3-5/8"	13
CR-153	3/4"	x	3-3/4"	13
CR-69	5/8"	x	3-3/4"	14
CR-26	3/4"	x	3-7/8"	14
CR-46	15/16"	x	3-7/8"	14

*See next page for more CROWN sizes.

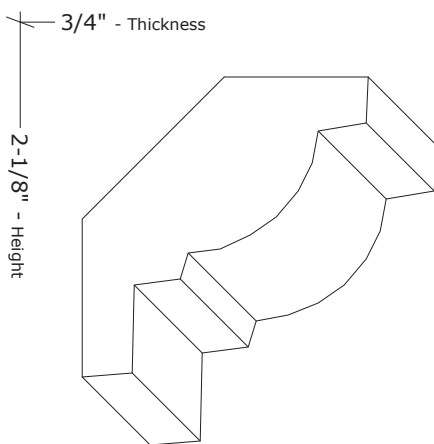
ASH-CR-125



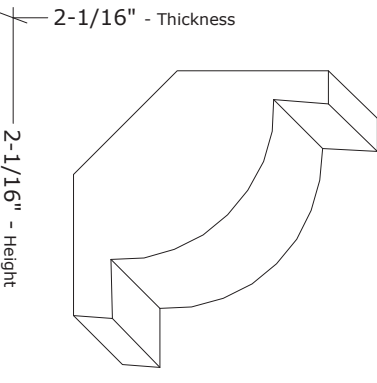
ASH-CR-107



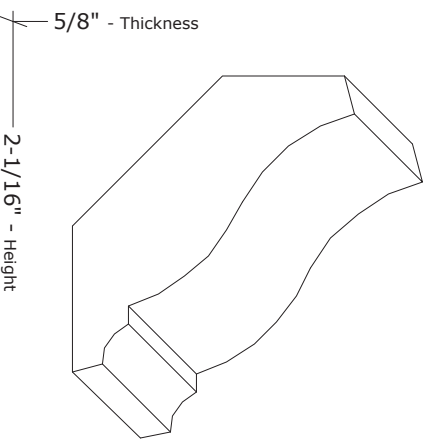
ASH-CR-132



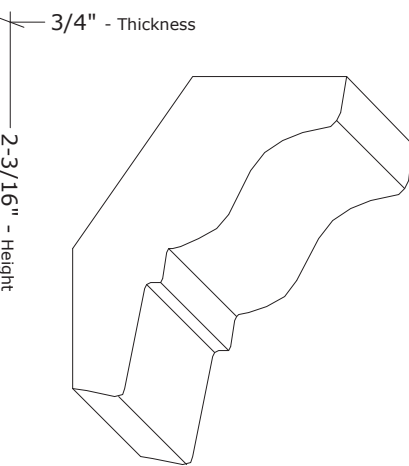
ASH-CR-82



ASH-CR-121



ASH-CR-117



*Profile Thicknesses, Heights and/or Widths may be modified.

Drawings are NOT actual size.
Scaled drawings to size are available upon request.

Ashland Millwork
The finishing touch.™

5 Messner Drive
Wheeling, IL 60090
Tel: 1-847-465-8101 Fax: 1-847-465-8102
Email: sales@ashlandmillwork.com Web: www.ashlandmillwork.com

Job Name: _____
Architect/Builder: _____
Wood Species: _____ Qty: _____ LF.
Profile No.: _____